



# SOLOMIX 1

*Feed mixers with  
one vertical auger*

Trioliet. Invents for you.



# "LARGEST RANGE OF FEEDING TECHNOLOGY IN THE WORLD"

## SPECIALIST IN FEEDING TECHNOLOGY

*Your cows should be given a balanced ration every day to remain healthy and to be able to perform at their best. It is thus important to focus on a good mix quality and good feed management. This takes time. Accurate feeding is an important but time-consuming task on the farm. Trioliet can help you with this.*

*As a specialist in feeding technology, Trioliet has the most extensive range of feed mixers, feeding robots, self-propelled feed mixers and stationary mixers. Our trailed feed mixers come in various shapes and sizes. The smallest wagons have a 5 m<sup>3</sup> capacity and the largest 52 m<sup>3</sup>. Different discharge options are also available so that we can provide a suitable solution for every stable, cattle farmer, and type of business. The Solomix 1 feed mixers are known for their excellent mixing quality and durable construction.*



*Our feed mixers offer more than just feeding technology; they are also about animal welfare, cost savings and reduced fuel consumption.*

- Page 4** Solomix 1 configurations
- Page 6** Check the auger knives regularly
- Page 7** Correct loading sequence
- Page 8** Triomaster S silage grab
- Page 9** Configurations and discharge units
- Page 11** Shifttronic 2- Speed Compact
- Page 12** Solomix P with strawblower
- Page 14** Unique features of the Solomix 1
- Page 19** Triotronic weighing system and TFM feed management
- Page 24** Technical specifications and options



The Solomix 1 feed mixer series is available in capacities ranging from 5 to 14 m<sup>3</sup>. As many as five different discharge options are possible, so we can offer a mixer suitable for every barn and every farm situation.

### NEW EDITION

We have updated the design of the Solomix 1 series. Thanks to various clever modifications, feed is mixed faster and better than in comparable mixer wagons. The unique auger knives reduce the feed in size to create a perfectly homogeneous mix. All discharge doors are round, both on the ZK and the VLH machines. This eliminates blind spots, which you have with straight metering slides, so no residual feed is left behind in the mixing tub. Dispensing is also smooth and even thanks to larger discharge doors, wider discharge units and double auger wings. In short, this compact feed mixer offers fantastic performance.

### UNIQUE FEATURES OF THE SOLOMIX 1:

- ✓ Most extensive range of discharge options
- ✓ Perfect mixing result thanks to the unique design
- ✓ Suitable for all types of rations worldwide



# “GOOD MIXING PREVENTS RUMINAL ACIDOSIS”

## GOOD MIXING PREVENTS RUMINAL ACIDOSIS

Homogeneously mixed rations prevent the cows from only eating the tastiest parts of their feed and ensure that they receive all the necessary nutritional values. Research has shown that the selection behavior of cows is one of the main causes of ruminal acidosis and related health problems. Mixing well can prevent these problems.

## OPTIMAL MIXING

The entire construction of our feed mixers is geared towards optimum mixing thanks to the specially shaped mixing tub and unique auger design. Together with the self-sharpening auger knives, proper mixing is child's play. The mixer wagons are designed to achieve the best mixing result.

Furthermore, the two symmetrical discharge wings on the auger and integrated discharge doors ensure fast and even discharge, even for small mixtures.

- ✓ Perfect mixing result
- ✓ Self-sharpening auger knives
- ✓ Even discharge thanks to auger wing and wide discharge unit

## TRIOFORM AUGER KNIVES



Here you can see a new auger knife and a worn auger knife.

### CHECK THE AUGER KNIVES REGULARLY

*Check regularly that the auger knives are still in good condition and replace them in time. Damaged or worn knives can have unforeseen costs. Examples include the additional power required by dull knives, increased wear to the mixing tub and the health risk to your animals due to sharp bits of metal in the feed. These risks are easily avoided.*

Above you can see a new auger knife and a worn auger knife. The edges of the worn, upper knife are clearly dull. This knife can no longer process feed properly. For optimal mixing, we recommend checking the auger knives once a month.

Our Trioform auger knives' unique shape helps them stay sharp for longer. In addition, they are assembled horizontally on the auger so that they deliver optimum cutting performance with as little resistance as possible. The patented Trioform blades not only mix better but also demand less power. This benefits the lifespan of the equipment and saves fuel. Watch the instructional video on our website for the best knife positions:

**[WWW.TRIOLIET.COM](http://WWW.TRIOLIET.COM)**



Read dairy farmer Delisse's story at [www.trioliet.com/stories-about-feeding-dairy-cows-and-beef-cattle](http://www.trioliet.com/stories-about-feeding-dairy-cows-and-beef-cattle)

IT IS BEST TO TEST A FEED MIXER WITH SMALL, WET MIXTURES TO DETERMINE THE TRUE MIXING QUALITY.

## CORRECT LOADING SEQUENCE

The order in which the various components are loaded into the feed mixer is often determined by farmyard logistics. If the concentrate silos are located right next to the barn where the feed mixer is parked, most cattle farmers will load the concentrate feed before the maize, grass or other components. However, for good mixing results, it is important to follow a specific loading sequence. Generally speaking, the best order is 'from long and dry to short and wet'. First straw and hay, then grass. Only after the longest, coarsest feed components have been properly cut should finer concentrate components be added, such as cereals, minerals and proteins, then wet by-products such as brewer's waste or beet pulp, maize and finally, any water. So, start by loading any components that need to be cut well.

Also, do not overfill the mixing tub. Ideally, it should still have at least ten centimetres below the rim. Overloading the mixer wagon has a negative effect on the mixing time and mixing quality.

The situation can, of course, vary per ration. Do you want to know what works best for you? Ask your Trioliet consultant for advice.

## WATCH OUR VIDEO:

Watch the instructional film "How do I optimise my mixer feeder" at [WWW.TRIOLIET.COM](http://WWW.TRIOLIET.COM)



## WEAR RING FOR LONGER LIFE AND IMPROVED STABILITY

Our feed mixers are developed and assembled at our factory in Oldenzaal (The Netherlands). We are known for our sturdy machines with long life, and that's no accident. Our feed mixers are equipped with a wear ring at the bottom of the mixing tub, where the pressure on the wall is at its greatest. This reinforced steel ring ensures greater stability and a longer life. It is precisely these details that make Trioliet feed mixers so durable, allowing you to enjoy them for as long as possible.

*Wear ring for improved stability.*

## TRIOMASTER S SILAGE GRAB



### TRIOMASTER S SILAGE GRAB

The Triomaster S is an ideal loading and silage cutter for cattle farmers and ranchers who care about their fodder storage. The Triomaster S has a fixed knife that effortlessly punches through all types of silage without the feed becoming detached. The silage remains intact and is not squeezed or pulled off. The cutting die of the Triomaster S keeps the cut surface nicely smooth and tight so the risk of self-heating is reduced to a minimum. The Triomaster S is available in 2 and 3 m<sup>3</sup> capacities.



*Triomaster S leaves a super smooth cutting surface*





## CONFIGURATIONS

The Solomix 1 is available in different configurations.

**VLH =** Discharging unit at the front of the machine. Wheels under the mixing tub.

**ZK =** Discharge through discharge doors at the side or back of the mixing tub.

**P ZK =** Discharge through discharge doors at the side and a straw blower at front.

## DISCHARGE UNITS

The discharge units on our feed mixers are designed for maximum and even discharge capacity, also for dry and textured rations.

The VLH discharge units are up to one meter wide. In combination with the extra-wide opening of the discharge door, this promotes a good flow of feed and increases the discharge capacity.

**B:** **Cross conveyor belt** with or without side-shift

**K:** **Cross conveyor chain** with or without side-shift

**C:** **Curved cross conveyor chain** with side-shift

**S:** **Cross conveyor chain** with in height adjustable chain extension

**ZK:** **Side discharge doors** with discharge chute

# "A SUITABLE FEEDING SYSTEM FOR EVERY STABLE"



## THE CONDITIONS

The most suitable discharge unit will depend on the conditions at your farm. For example, the width of the feeding alley can affect your choice. We have a suitable feed mixer for every cattle farmer and every situation. Whether you have a wide or narrow feeding alley, whether you feed with a conveyor belt or in troughs and whether you have stanchions, cubicles or U stables. Let us know what you're looking for.



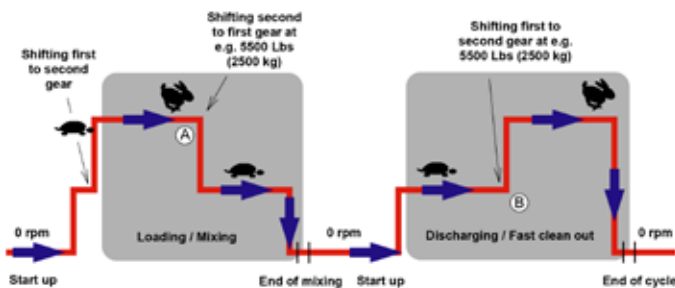
## FEEDING IN TROUGHS

We have special discharge units with side-shift or retractable extension chain for feeding in troughs. This allows the cross conveyor belt or chain to be extended so that it is possible to discharge higher and further from the machine.

## SHIFTRONIC 2-SPEED COMPACT



The shift moment, based on weight, is easily set per ration with the Shifttronic app on your smartphone. Based on the weight entered, the Shifttronic 2-speed Compact switches on and off to the most optimal auger speed without you having to do a single operation during loading or unloading. As the feed mixer augers run at optimum speed, the feed components are always mixed in the most efficient way. During dosing, the mixer automatically and without interruption switches to the high auger speed so that the mixing bowl can be emptied properly.



### AUTOMATIC REDUCTION GEARBOX FOR SIGNIFICANT FUEL SAVINGS


Under load, the reduction gearbox automatically switches on and off based on the weight in the mixer. This means that the Shifttronic automatically downshifts during loading at the set weight or if the mixing becomes too heavy. Because it automatically shifts at the right moment, the driveline of both the tractor and the mixer wagon are spared and significant fuel savings can be achieved, while at the same time the mixing process is always started at a high auger speed. Thanks to the Shifttronic 2-speed Compact, a relatively small tractor is also sufficient.

### KEY BENEFITS:

- ✓ Significant fuel savings.
- ✓ Comfort; it always switches automatically at the optimum moment without manual operation.
- ✓ Automatic switchover to the optimum auger speed.
- ✓ This ensures efficient mixing and saves the driveline of both tractor and mixer.
- ✓ Unique patented 2-speed powershift reduction gearbox; proven technology in a new look.
- ✓ Easy to adjust via an app on your smartphone adjustable.

*\*Optional for the Solomix 1 types: 800, 1000, 1000L, 1200, 1200L and 1400 ZK en VLH.*

## SOLOMIX P WITH STRAW BLOWER




## SOLOMIX P WITH STRAW BLOWER

The Solomix P is a feed mixer with a straw blower. The powerful mechanically-driven straw blower is placed at the front of the mixer wagon and can spread straw up to 25 meters. By default, the feed mixer is equipped with an electric remote control to operate all functions comfortably from the tractor cabin. To minimise dust generation, a spray unit with a water tank is available as an option. The blower housing is positioned directly against the mixing tub for fast processing of large quantities of straw.





This also allows the feed mixer to be more compact. This blower is driven by multiple belts, so that the PTO shaft needn't be switched on and off and the blower can run out freely after the work is done, without loading the drive line unnecessarily. Furthermore, the straw blower is equipped with removable blades for easy maintenance. The discharge opening of the blowing pipe can be controlled both horizontally and vertically to spread the straw in any desired area of the stable.



## UNIQUE FEATURES OF THE SOLOMIX 1

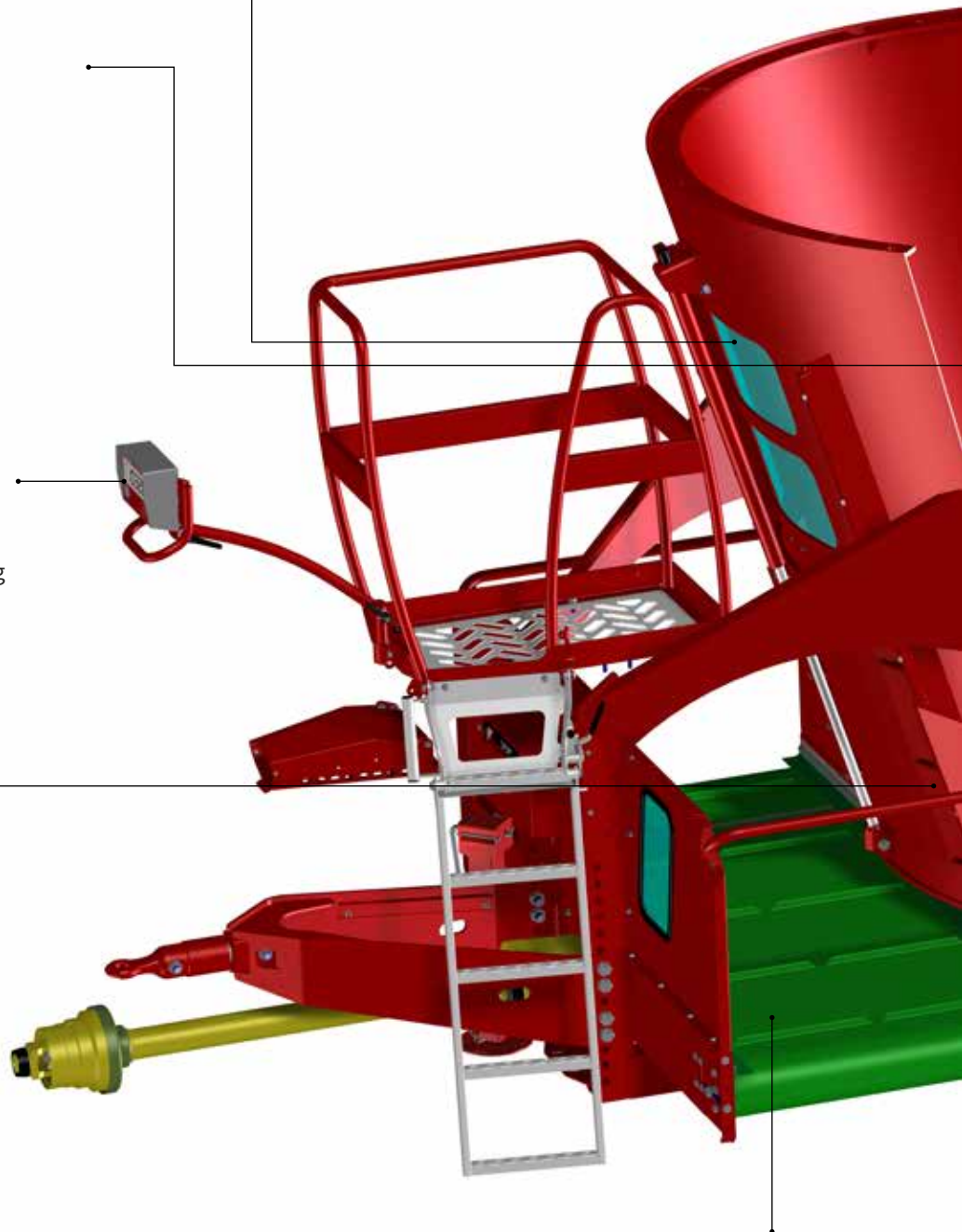
**Large window** | For optimal observation of the mixing process. Not available for all models.

**Twin Stream Long Life mixing auger** | The optimum auger shape contribute to an optimal fill factor and fast, homogeneous mixing. Heavy Duty auger for long life.

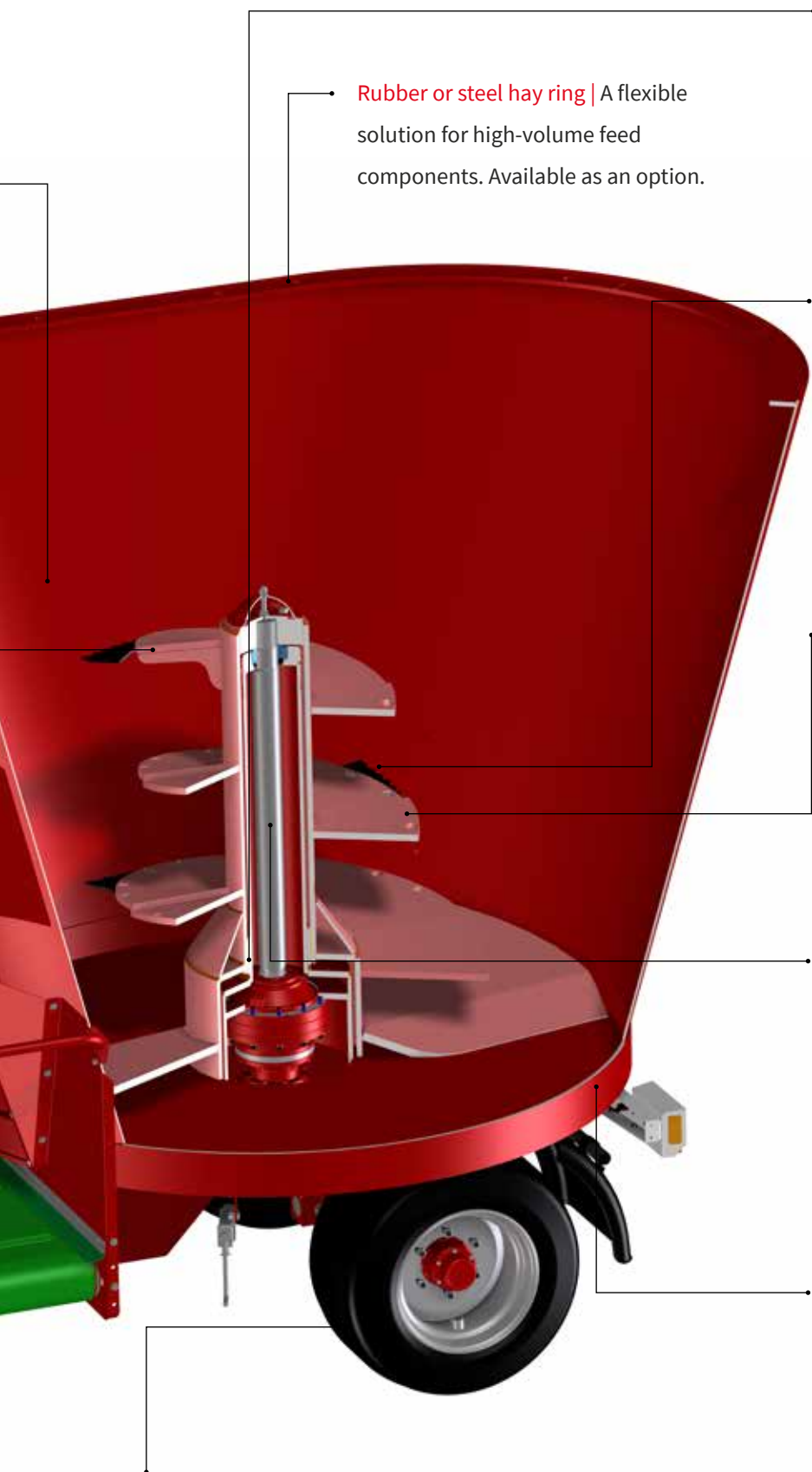
**Unique weighing system** | Three sturdy weighing bars ensure maximum stability. With a double measurement per weighing bar, the weight is displayed with utmost accuracy. The weighing indicator is well-shielded by its impact-resistant, waterproof housing.

**Round discharge doors and no residual feed** | Round discharge doors, eliminating dead corners (which you have with straight discharge doors) so no residual feed is left in the mixing tub.

**Unique mixing tub for homogeneous mixing** | The mixing auger and mixing tub's shapes and dimensions are perfectly matched to produce homogeneously mixed rations.



**Wide discharge unit for smooth discharge** | The VLH discharge units are extra wide. In combination with the extra-wide opening of the discharge door, this improves the flow of feed and increases the discharge capacity.



**Rubber or steel hay ring** | A flexible solution for high-volume feed components. Available as an option.

**Unique auger bearings** | When mixing feed, the auger is subjected to high lateral and vertical forces, especially when processing round bales. The large bearing distance ensures optimum stability and therefore a long life.

**Trioform auger knives save on fuel** | The patented shape of the Trioform auger knives ensures perfect cutting action and reduces resistance.

**Specially welded mixing auger** | The auger blades are lap-welded for a stronger construction and high wear resistance.

**Integrated chassis for long life** | All Trioliet feed mixers have a very stable auger construction, supported on the chassis. As a result all forces on the mixing auger are directly absorbed by the chassis.

**Trioliet wear ring for stability and long life** | The special Trioliet wear ring ensures a longer life of the mixing tub.

**Many tire options** | Thanks to the low, wide tyres, the mixer wagon is not too high, can be loaded effortlessly and is suitable for practically every stable.



## MAGNET IN MIXER WAGON PREVENTS HEALTH PROBLEMS

Each year, an estimated 12,000 cows in the Netherlands alone are injured by ingesting litter that has entered their feed. A further 4,000 cows die as a result of hardware disease. Wageningen University investigated the effects of stray metal pieces and concluded that stray metal pieces cost dairy farmers millions of euros a year because of veterinary

treatment, death and reduced milk production. However, there is a relatively simple and inexpensive solution: magnets in the feed mixer.

### Trioliet offers two different magnets:

1. **Auger magnets** on the auger blade
2. **Magnet strip** on the discharge chute at a side discharge door


# PREVENT HARDWARE DISEASE WITH MAGNETS





# "MAGNET IN FEED MIXER PREVENTS A GREAT DEAL OF ANIMAL SUFFERING"

Pim Lenferink | Dairy farmer



**135 milk cows**

## PREVENT **HARDWARE DISEASE**

### MAGNET IN FEED MIXER

Dairy farmer Pim Lenferink knows first hand that magnets can prevent a great deal of injury. He feeds his 135 dairy cows with a Trioliet mixer-feeder that is fitted with auger magnets. He was not aware of this product until his dealer explained he could place magnets on the augers. It was a purchase he definitely does not regret.

He shows his 'harvest' on the kitchen table, picking out the most striking objects. This includes nails, barbed wire and screws. "Within a month we collected around thirty objects", explains Pim Lenferink. "Every day we find sharp metal objects on the magnet. We were so impressed that we immediately installed a magnet on the second auger."

Lenferink recently made a striking discovery. The magnets were covered with a thick layer of metal grit – extremely small particles of metal, most probably from a batch of purchased concentrate feed.



Pim: "This doesn't immediately cause damage, but it shouldn't be in there. We would never have been able to retrieve it without the magnet. That just goes to show how important the magnets are. As far as I am concerned, this should be a standard feature of every feed mixer, as it saves a great deal of animal suffering."



For more stories, check out our blog

[www.trioliet.com/stories-about-feeding-dairy-cows-and-beef-cattle](http://www.trioliet.com/stories-about-feeding-dairy-cows-and-beef-cattle)



### GET THE MOST FROM YOUR FEED MIXER

How do I make the best use of my feed mixer? How do I ensure that I obtain the best mixed rations? When do I use a counter knife? What is the maximum amount of feed that I can load and how? And how do I avoid high maintenance costs? We give some important tips in our instructional video. You will see that you can influence the mixing results and maintenance costs. When buying a Trioliet feed mixer you will receive a USB stick containing this video, but you can also find it on our website:

[WWW.TRIOLIET.COM](http://WWW.TRIOLIET.COM)

### SAVE 4% ON DAILY FEED COSTS

As a dairy farmer, you know that feed costs can account for up to 40% of your expenses. This means you always need to keep a close eye on them. There is often a lot of room for improvement, even if you are already feeding accurately. With good feed management, you can save more than 4% on daily feed costs.

A feed management program compares the predetermined ration with the amount of feed that is actually delivered. As a dairy farmer, you can use this data to pinpoint any deviations and thus, where improvements are possible. You gain insight into the feed and concentrate costs in relation to the yield. You can use these insights to make adjustments where necessary.



### WATCH OUR VIDEO:

SCAN THE QR CODE TO GO DIRECTLY TO THE VIDEO.



# GAIN INSIGHT INTO FEED AND CONCENTRATE COSTS

## TRIOTRONIC WEIGHING SYSTEM

The Triotronic electronic weighing system is an indispensable tool for cattle farms to enable accurate feeding of the herd. Depending on the type of mixer wagon, the different Triotronic weighing devices are equipped with three or five robust weighing bars that provide maximum stability. Each weighing bar provides two weight measurements. The calculated mean value ensures reliable weighing results. This also makes the weighing bars insensitive to peak loads.

## WEIGHING INDICATORS

The weighing system comes standard with the Triotronic 2810V weighing indicator. This weighing indicator has a clear LCD display and shows the weight of the load in the feed mixer. The programmable version, the Triotronic 3610V, displays the weight per feed component, while maintaining the total weight. It is also possible to enter a target weight per component. A warning signal indicates when the target weight has been reached.

The Triotronic 7600T is a programmable weighing indicator with touchscreen for the tractor cabin. The touchscreen can be used to browse easily through the feed data and to switch quickly between components, rations, and animal groups. The large colour display provides a perfect display of weight and ration information. Changes to the ration can be implemented quickly and easily from the tractor.

The data transfer from the programmable weighing indicators to the TFM feed management program goes through a USB stick or WiFi.



*Triotronic 2810 V weighing indicator*



*Triotronic 3610V programmable weighing indicator*



*Triotronic 7600T weighing indicator with touchscreen*

There is also another option which can be read remotely: the large remote display. This scrolling LED display is mounted to the front of the feed mixer and allows the weight to be easily read from afar when loading with a telescopic handler, wheel loader or tractor.

## CAB CONTROL

In addition to the weighing computers on the feed mixer, a Cab Control indicator also makes it possible to read the weight from the loading vehicle. With Cab Control, you always have a wireless view of the actual weight, even in front of the silage pit or at a concentrate silo.

### We offer three Cab Control (CC) options:

- 1. TFM App.** With this free app on your smartphone or tablet, you can use Bluetooth to connect to the weighing system (2810) on your feed mixer. It allows you to program rations and in addition, the cab control offers functionalities such as digital loading reports that allow you to improve loading accuracy. You can easily share these loading reports with your feed advisor, e.g. by e-mail or WhatsApp.
- 2. CC 400 View.** The CC 400 View indicator allows you to validate the weighing system on the mixer wagon remotely and to switch between net/gross and total weight (counting function). With a programmable weighing system, you can also switch between the different components.
- 3. CC 500 Touch.** With the CC 500 Touch indicator, you can validate the programmable weighing system on the feed mixer, switch between net/gross and total weight, select a programmed ration and start up or switch between the different components. In combination with a Triotronic 7600T weighing computer, the CC 500 Cab Control gets the same clear screen layout as the Triotronic 7600T with complete ration and component names on a backlit color touchscreen.



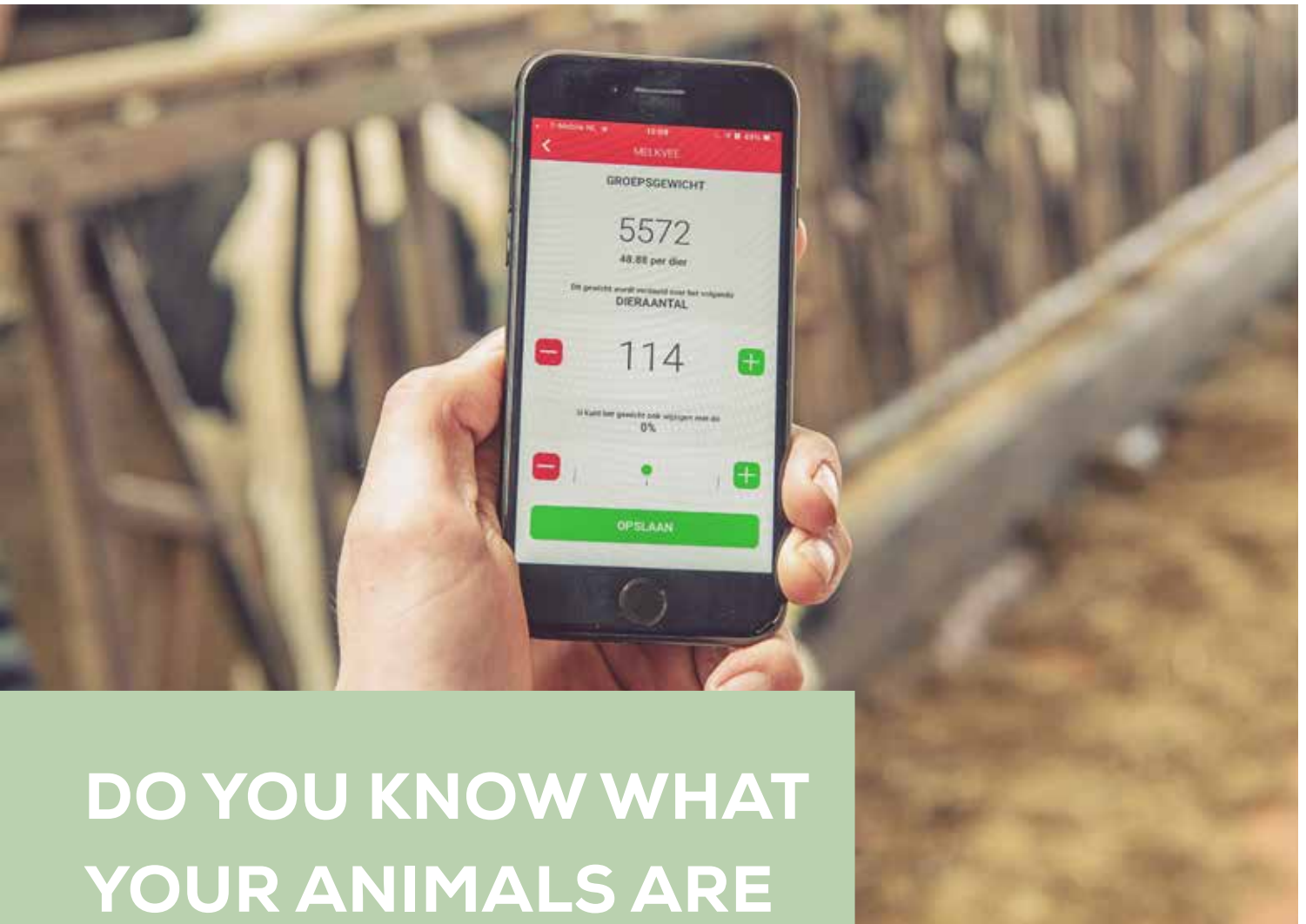
TFM app



CC 400 View



CC 500 Touch



# DO YOU KNOW WHAT YOUR ANIMALS ARE GETTING?

## TFM FEED MANAGEMENT

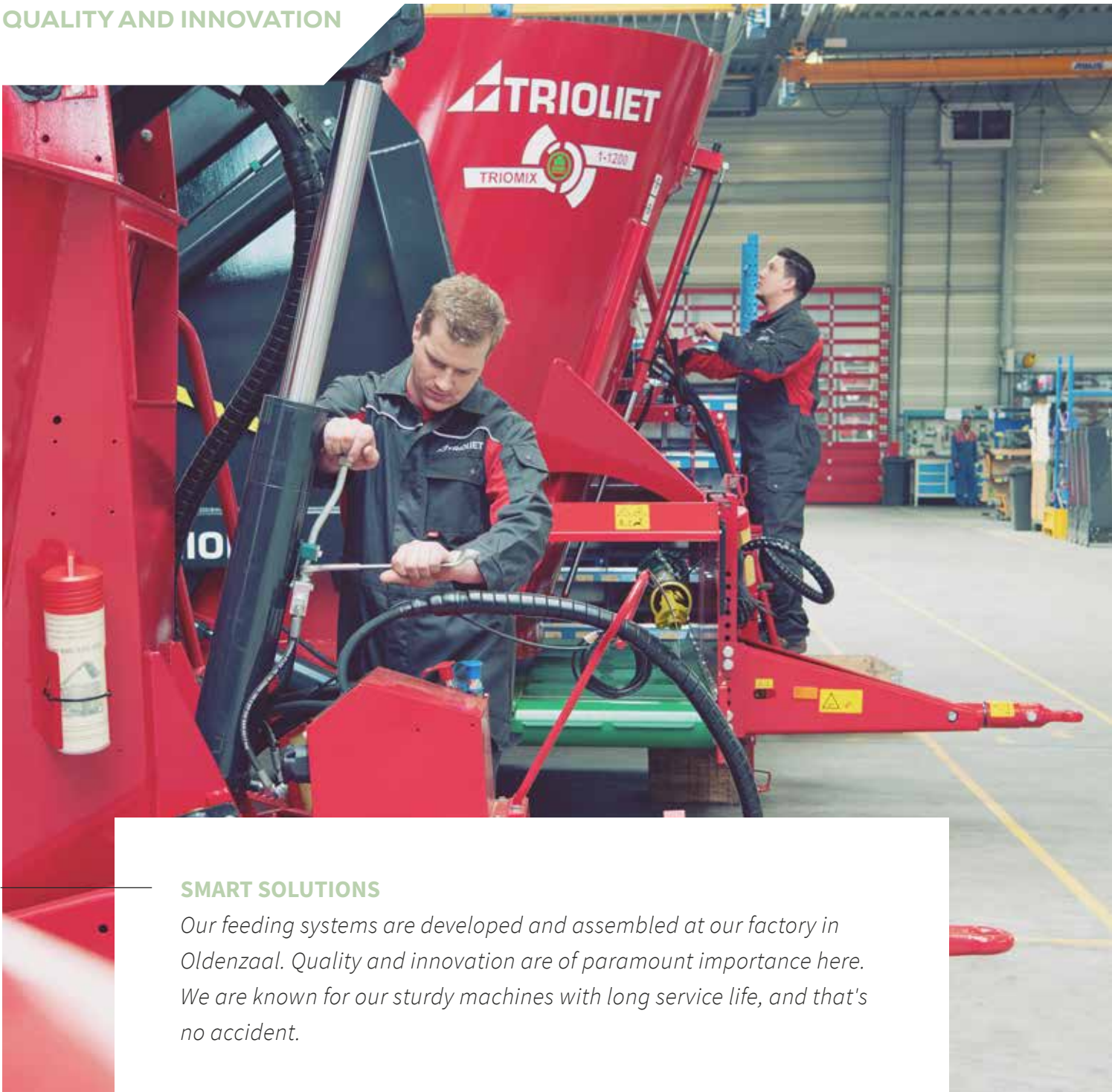
The TFM feed management program provides a wealth of valuable information. An updated version of the package was also made available in the cloud recently, meaning you can access it 'at any time'. Not only the rations, the dry matter uptake and the loading accuracy, but also the amount of residual feed and the stocks of raw and concentrate feed can be recorded on the basis of fed rations. In clear graphic reports, you can immediately see what the feed costs are and what the average is over a certain period. In addition, it is also possible to link certain feed management programs to other business management systems. In this case, for

example, the feed data is linked to the milk production and the feed efficiency can be determined easily. In short, it answers one of the most important questions:

"What is my return?"

### Trioliet offers different TFM versions:

- ✓ **TFM Dairy** feed management for dairy farmers
- ✓ **TFM Beef feed** management for beef farmers
- ✓ **TFM Contractor** can be expanded to Beef or Contractor using modules



### SMART SOLUTIONS

*Our feeding systems are developed and assembled at our factory in Oldenzaal. Quality and innovation are of paramount importance here. We are known for our sturdy machines with long service life, and that's no accident.*

You are guaranteed a quality product when you choose Trioliet. We excel in technical ingenuity. Our R&D department not only consists of highly qualified engineers with an understanding of mechanical engineering. They also have a lot of affinity with the agricultural sector. That means we are always developing from the perspective of the user. New machines are thoroughly tested before they go into production. Every day, more than 350 employees work on the development, assembly and sale of our feeding systems. Both at our headquarters in the Netherlands and in the field, at home and abroad. About 90% of our machines are exported to more than 50 countries. Trioliet feeding machines can be found in countries such as Germany, the United States, Mexico, Uruguay, Chile, Saudi Arabia, France, Ireland, China, Norway, Canada and Australia, to name but a few.



## TRIOLIET GREEN LABEL

Everything we design and produce is intended to serve the cattle farmer. Work load, time and fuel savings, healthy cattle and perfect mixing quality are some of the priorities we focus on. Of course, we also take the environment and living conditions into account. The products that make a significant contribution to sustainability are awarded the Green Label quality mark. Take, for example, the fuel-saving Shifttronic gearbox, the Trioliet cutting unit, or the dust-reducing water injection system on our straw blowers. You can recognise the Green Label quality mark by the sticker on the feed mixer.

# SOLOMIX 1 VLH

front discharge



## STANDARD FEATURES

- Hydraulic brake system
- Two wide wheels
- Trioform auger knives
- Remote control by bowden cable operation
- One Long Life Twin Stream auger (22mm flighting / 25 mm wings)
- Adjustable and reversible drawbar for top connection with 40 mm drawbar eye (European standard)
- Stairs with platform and windows, height-adjustable arm for weighing indicator and hydraulic hose guidance
- Two windows in the discharge unit for a good view of the discharge operation
- Wear ring
- Wide-angle PTO shaft
- Large discharge door with rounded edges for better discharge
- Two reversible counter blades

## TECHNICAL SPECIFICATIONS

SOLOMIX 1 VLH	800	1000	1000L	1200	1200L	1400
Capacity m <sup>3</sup>	8	10	10	12	12	14
Length m	4.99	5.07	5.24	5.13	5.32	5.40
Width m	2.29–2.30*	2.29–2.46*	2.44–2.54*	2.30–2.46*	2.44–2.54*	2.44–2.54*
Height m	2.50	2.78	2.49	2.97	2.77	3.02
PTO RPM	540	540	540	540	540	540
Required power HP (kW)	66 (48)	68 (50)	75 (55)	75 (55)	82 (60)	82 (60)
Tire size	400/45 L17.5	400/45 L17.5	400/45 L17.5	400/45 L17.5	400/45 L17.5	400/45 L17.5

\* Width dimensions vary according to discharge unit.

## YOU CAN CHOOSE FROM A RANGE OF DISCHARGE UNITS:

*B: Cross conveyor belt*

*C: Curved cross conveyor chain with side-shift*

*K: Cross conveyor chain*

*S: Cross conveyor chain with in height adjustable chain extension*



# SOLOMIX 1 ZK

with two side discharge doors



## STANDARD FEATURES:

- \* Two large side discharge doors
- \* Flexible and spacious side door covers (700-1400)
- Adjustable discharge chute
- Rubber side door covers 500 ZK
- Stairs with platform and windows (not for 500 ZK)
- Height-adjustable arm for weighing indicator
- Hydraulic hose guidance
- One Twin Stream auger with 15 mm flighting/18 mm wings (500-700-900)
- One Long Life Twin Stream auger with 22 mm flighting/25 mm wings (800-1000-1000L-1200-1200L-1400)
- Fixed drawbar for top connection (500/700/900) and adjustable drawbar for top or bottom connection (800-1400) with 40 mm drawbar eye (European standard)
- One counter blade at 500/700/900 and two counter blades at 800-1400
- Hydraulic brakes (not for 500 ZK)
- Two single wheels
- Directly operated by tractor hydraulics
- Wide-angle PTO shaft
- Wear ring
- Trioform auger knives

## TECHNICAL SPECIFICATIONS

SOLOMIX 1 ZK	500	700	900	800	1000	1000L	1200	1200L	1400
Capacity m <sup>3</sup>	5	7	9	8	10	10	12	12	14
Length m	4.16	4.32	4.43	4.61	4.71	4.87	4.76	4.96	5.03
Width m	2.18	2.29	2.28	2.49	2.49	2.72	2.49	2.72	2.72
Height m	2.16	2.40*	2.77	2.50*	2.78	2.49*	2.97	2.77	3.02
PTO RPM	540	540	540	540	540	540	540	540	540
Required power HP (kW)	55 (40)	55 (40)	60 (44)	66 (48)	68 (50)	75 (55)	75 (55)	82 (60)	82 (60)
Tire size	10.0/75-15.3	340/55-16	340/55-16	400/45 L17.5	400/45 L17.5	400/45 L17.5	400/45 L17.5	400/45 L17.5	400/45 L17.5

\* Note: Discharge door extends 35 cm above the mixing tub when open (700, 800 and 1000L)

# SOLOMIX P

with straw blower and two side discharge doors



## STANDARD FEATURES

- \* Mechanically driven straw bedder at front
- \* Lower blower pipe for spreading width up to 25 m
- \* One Twin Stream auger (15mm flighting/18 mm wings)
- \* Two side discharge doors with rounded edges for better discharge
- \* Flexible and spacious side door covers
- \* Manual adjustable discharge chutes
- Hydraulic brakes
- Two wide single wheels
- Electric operation
- Constant velocity PTO shaft
- Adjustable and reversible drawbar with Ø 40 mm drawbar eye (European standard)
- Two manual counter blades
- Trioform auger knives
- Wear ring

## TECHNICAL SPECIFICATIONS

SOLOMIX P1 ZK	1000	1200	1400
Capacity m <sup>3</sup>	10	12	14
Length m	5.00	5.05	5.30
Width m	2.50	2.50	2.72
Height m	2.78	2.97	3.02
PTO RPM	540	540	540
Required power HP (kW)	71 (52)	75 (55)	82 (60)
Tire size	400/45 L17.5	400/45 L17.5	400/45 L17.5

The straw blower is available as an option for all Solomix 1 models in the 800–1400 series. Ask about the available options.



## OPTIONS

1. Camera on the back of the feed mixer
2. Electric operation
3. Rubber hay ring
4. Steel hay ring
5. Auger magnet
6. Pivoting discharge chute
7. Discharge chain conveyor
8. Top knife
9. LED lighting

10. Dust control for straw blower
11. Hydraulic jack
12. Shifttronic 2-speed Compact
13. Conveyor belt or chain at the rear (ALH)



**TRIOLIET.COM**

Trioliet. Invents for you.

**TRIOLIET BV**

Kleibultweg 59

NL-7575 BW Oldenzaal

The Netherlands

T +31 541 – 57 21 21

info@trioliet.com